



**Specification**

Electrical rating	100mA 30VDC;10mA 14VDC , 40T85
Electrical Life	100mA 30VDC 50,000 cycles 10mA 14VDC 200,000 cycles
Mechanical Life	500,000 cycles
Contact Resistance:	500mΩ Max. (initial)
Operating Force:	150±50gf
Insulation Resistance	50 MΩ Min.
Dielectric Strength	500VAC for 60±5 sec
Housing	UL94 HB



**IP Protection**

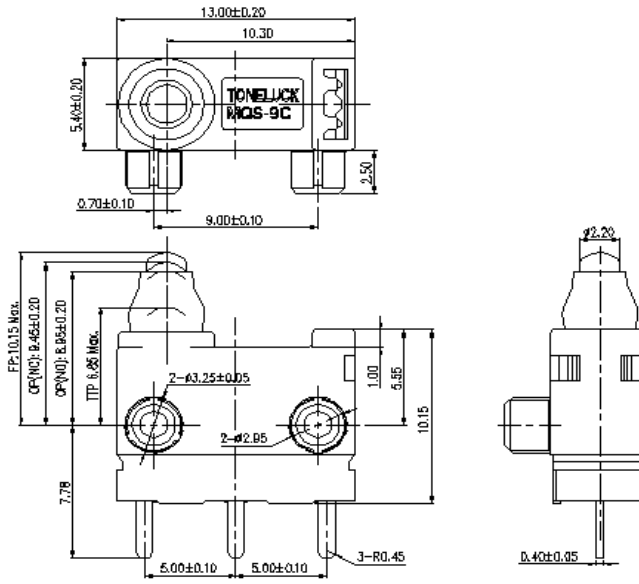
Series	Actuation Side	Terminal Side	OF	OP(NC)	OP(NO)
MQS-9C	IP 67	IP 00	150±50gf	9.45±0.20mm	8.95±0.20mm

**Ordering Instruction**

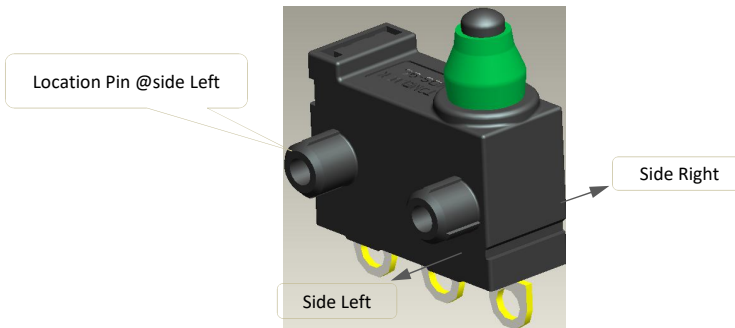
MQS-9C	1	N	A	01	-	01
--------	---	---	---	----	---	----

Series	MQS-9C
Electrical rating	1= 100mA 30VDC;10mA 14VDC,SPDT 2= 100mA 30VDC;10mA 14VDC,SPST-NC 3= 100mA 30VDC;10mA 14VDC,SPST-NO
Location Pin	A=Side L, 0.8mm B=Side R, 0.8mm C=Both Side, 0.8mm D=Side L, 1.5mm E=Side R, 1.5mm F=Both Side, 1.5mm G=Side L, 2.5mm H=Side R, 2.5mm J=Both Side, 2.5mm K=Side L, 5.0mm L=Side R, 5.0mm M=Both Side, 5.0mm N=No Location Pin
Terminal Type	A=Angled PCB pins, side L B=Angled PCB pins, side R C=Straight PCB pins D=Solder terminal E=Interlock terminal,side L F= Interlock terminal,side R P= Interlock2 terminal,side L Q= Interlock2 terminal,side R W=Wires Specification: eg.W1,W2,W3,etc
Lever Type	01,02,03..... (00:no Lever)
Version	Standard Version: 01 Custom-made:02,03,04,etc.

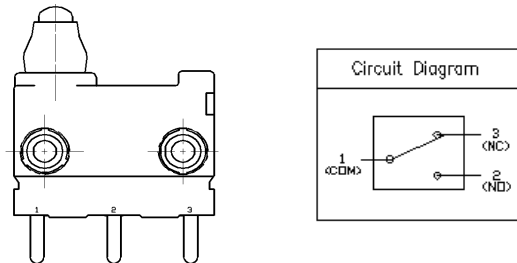
**Basic Dimensions**



**Common Characteristics**

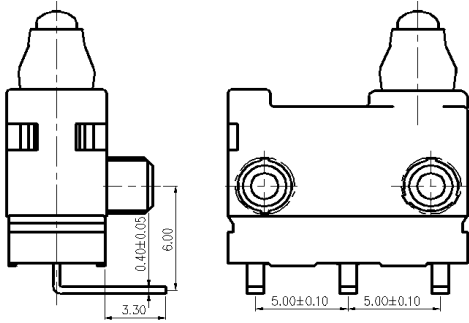


**Circuit**

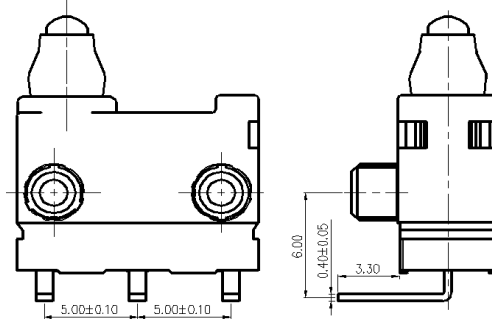


**Terminal type**

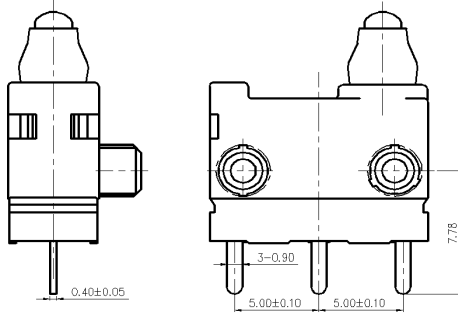
Type A: Left angled PCB terminal



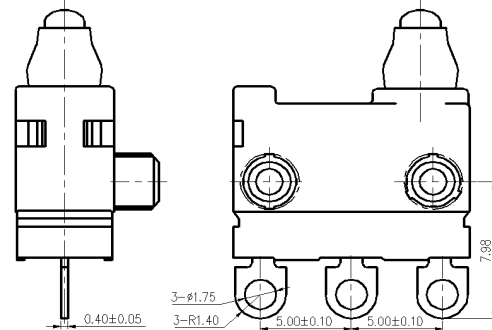
Type B: right angled PCB terminal



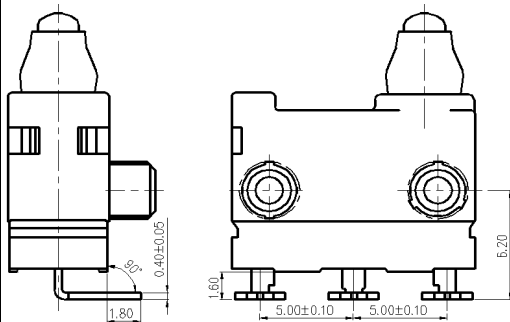
Type C: Straight PCB terminal



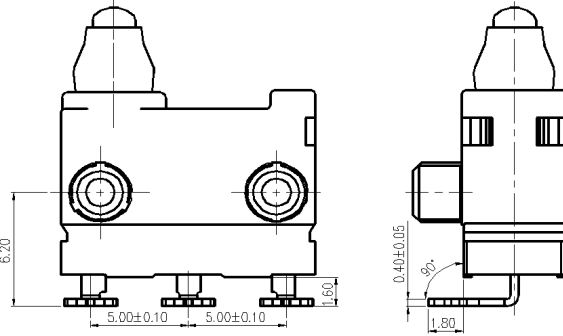
Type D: Solder terminal



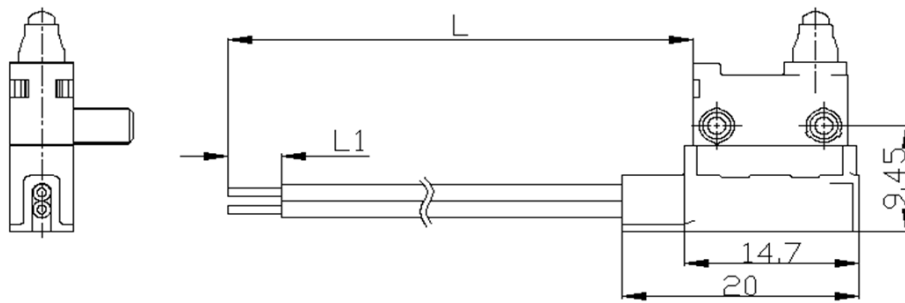
Type E: Interlock terminal, side L



Type F: Interlock terminal, side R

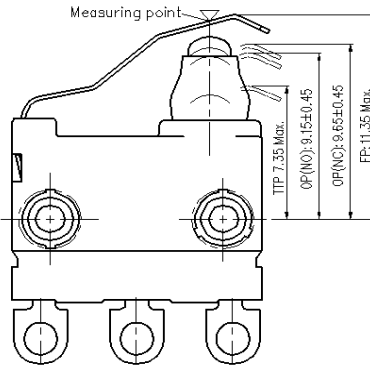


Type W: Cable Outlet (W1)



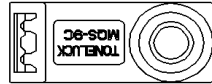
**Lever type**

L01 (Leaf lever)



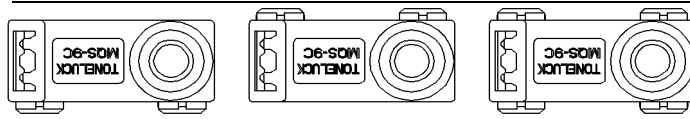
**Housing type**

Basic housing



N

Pin length 0.8mm

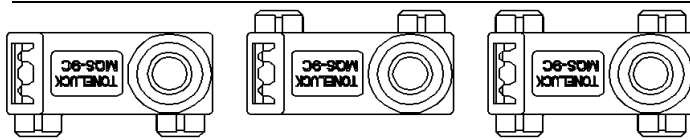


A

B

C

Pin length 1.5mm

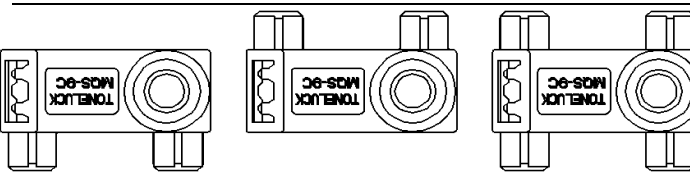


D

E

F

Pin length 2.5mm




G

H

J

Pin length 5.0mm



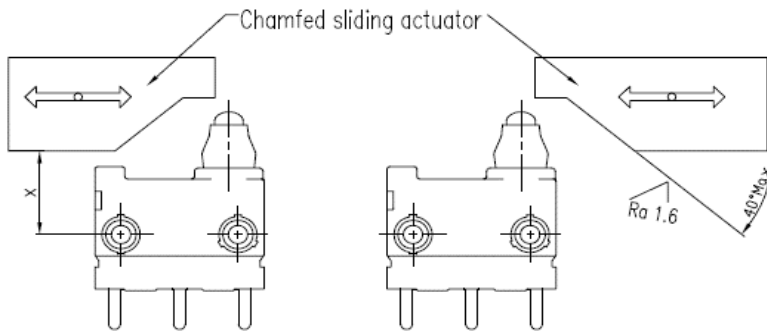
K

L

M

**Actuation Angle**

Besides actuating the micro-switch vertically, the switch could be operated by cam-shaped or chamfered sliding actuators with an approximate value of max. 40°. Please refer to the technical specification for the specified conditions.



The approximate value of 40° was tested under the following conditions:

- Chamfered sliding material: POM.
- Polished chamfered sliding surface, greased with lubricant oil.
- Operation frequency : 30 cycles per minute.
- Operating travel until permissible end position measure " X " (see switch drawing).